

MASTERING SPRING

In 5 Simple Steps

BOOT



Hello!

I'm Andrés Céspedes Morales

Speaker, Java Evangelist,
JSR-367 Contributor, JCP Member,
Auth0 Ambassador, DZone MVB,
Java EE Guardian

Twitter: [@andrespedes](https://twitter.com/andrespedes)
Github: [@pedes](https://github.com/apedes)
www.andrespedes.com

AGENDA

- ✓ What & Why Spring Boot
- ✓ AutoConfiguration Magic (Conditionals)
- ✓ How to Master it

1

WHAT & WHY

Spring Boot ?

SPRING BOOT ESSENTIALS



AutoConfiguration

Configuration based on classes, beans & properties



Spring CLI

CLI Stands for Command Line Interface



Starters

Wrap-up libraries



Actuator

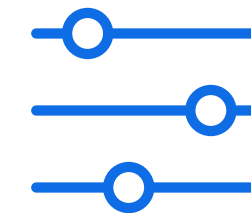
Insights & Metrics

SPRING BOOT FEATURES




XML-less

Java-based configuration




Ease to Config

Convention over configuration



Bootstrap

Simplify project development



Top OS Project

It's cool

2

UNDERSTAND THE MAGIC

How Auto-configuration works under the hood

@SPRINGBOOTAPPLICATION



@ComponentScan




@Configuration




@EnableAutoConfiguration


@COMPONENTSCAN



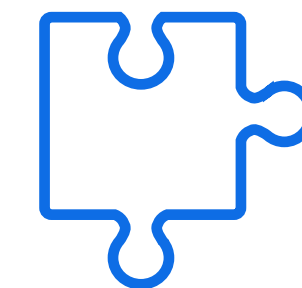
Repository



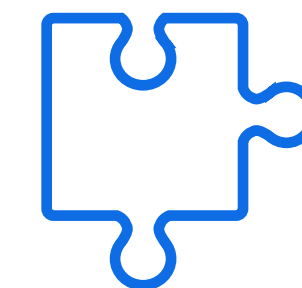
Controller



Component




Service




Configuration

@CONFIGURATION



Bean

@ENABLEAUTOCONFIGURATION



spring.factories

3

HOW TO MASTER IT

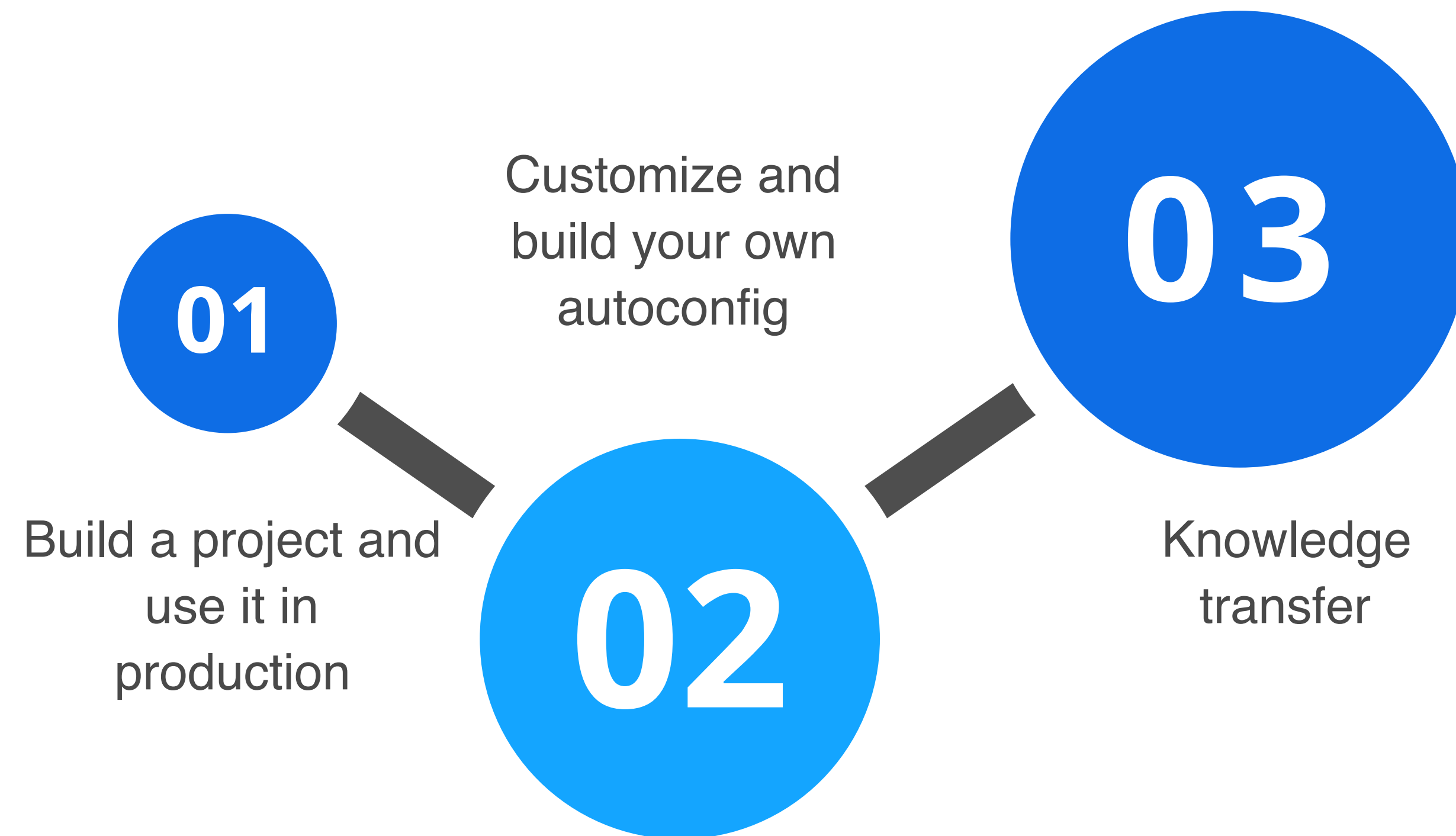
There are three ways



stackoverflow



PATH TO MASTERY



CHECKOUT THE PROJECT

<https://github.com/pedes/mastering-spring-boot>



Thanks!

Any questions?

You can find me at: [@andrespedes](#) | andrespedes@gmail.com | andres@andrespedes.com